

Chicago High School for Agricultural Sciences

3857 W 111th St Chicago, IL 60655

(773)535-2500 • <http://www.chicagoagr.org> • @ChiPubSchools

Level 1+

- Level 1
- Level 2+
- Level 2
- Level 3
- Not Enough Data

School Quality Rating

This school received a Level 1+ rating based on the CPS School Quality Rating Policy (SQRP). More information about what this rating means and how it is calculated is available at cps.edu/sqrp.

Accountability Status: Good Standing

This school is in Good Standing, based on this and last year's SQRP ratings. This means that the Local School Council (LSC) will oversee this school's funding allocations and Continuous Improvement Work Plan (CIWP). More information is available at cps.edu/LSC.

Student Growth

ABOVE
AVERAGE

Student Growth at this school was above average, which means that students' 2016 ACT composite scores were greater than their predicted ACT composite scores, by 0.8 points. Growth is measured in average points above or below the average predicted score.

Average ACT Growth

+0.8

Growth of Similar CPS Schools

Student Attainment

AVERAGE

Student Attainment at this school was average, which means ACT scores in Spring 2016 were about the same as the national average score.

School's Average ACT Score

National Average

20.2

CPS Average ACT Score

18.4

21.0

School Culture & Climate

WELL
ORGANIZED

This school is "Well-Organized for Improvement" which means that the school has a very strong culture and climate, suggesting the school is set up for success. Results are based on student and teacher responses to the My Voice, My School 5Essentials survey. For more information on this survey and additional measures of school culture and climate, visit cps.5-essentials.org.

Effective
Leaders

STRONG

Collaborative
Teachers

STRONG

Supportive
Environment

STRONG

Ambitious
Instruction

STRONG

Involved
Families

VERY STRONG

Teacher Participation Rate:

63.1%

Student Participation Rate:

86.2%

Creative Schools



This school is Developing in the arts. It occasionally meets the goals and priorities of the CPS Arts Education Plan including Staffing & Instruction, Partnerships, Community & Culture and Budget & Planning. To learn more, visit cpsarts.org/creative-schools-certification.

Supportive Schools



This school did not submit an application for the Supportive School Certification.

Early College and Career Programs

Early College and Career Programs allow students to earn college credit or career credentials while still in high school.



Healthy Schools



Students learn better at healthy schools! This school is working towards achieving Healthy CPS. Schools must earn four badges to become Healthy CPS. Learn more by visiting cps.edu/healthycps.

School Stats

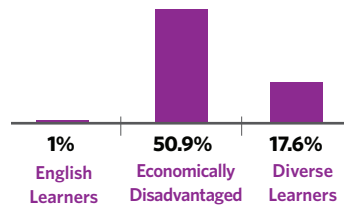
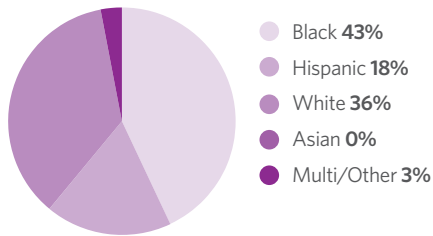
School Type: High School Magnet

Enrollment: 717

Grades Served: 9-12

ADA Accessibility Level: Usable

Demographics



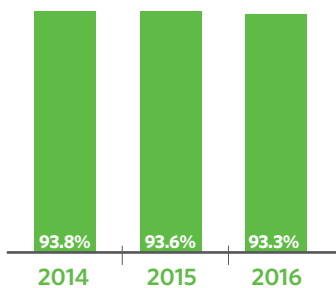
Neighborhood Map



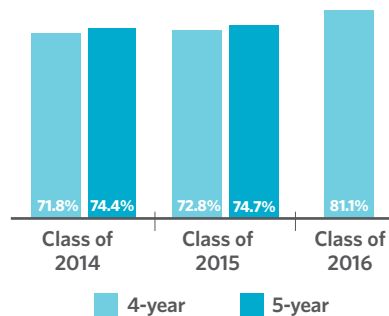
This map shows nearby schools and their SQR ratings based on their performance in the 2015-16 school year. An interactive version of this map, the School Locator, is available at cps.edu/schools.



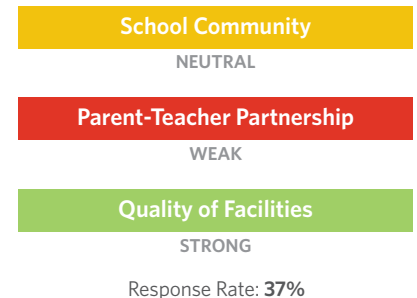
Attendance



Graduation Rate



Parent Survey



Freshmen On Track

The percent of freshmen who earned five or more credits without failing more than one semester core class



School Connectedness

Students' reported sense of membership in the school community on the 5Essentials survey



Suspension Practices

The percent of students who received one or more out-of-school suspensions



College Enrollment of Graduates



Early College and Career Credential Attainment



One-Year Dropout Rate



Teachers

